


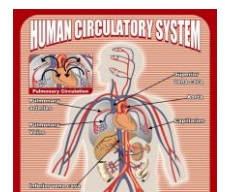



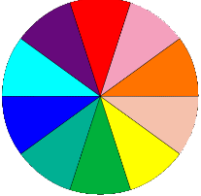






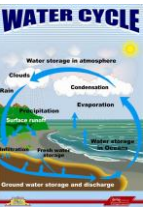












	KIT NAME	CAT No.	DESCRIPTION & CONTENTS
	1 <i>Erosion and Water Pollution</i>		This kit relates to one of the most crucial problems of our age, namely, the lack of potable water and of contaminated water. In this module, children learn and practise purification of contaminated water by filtration and adsorption (using sand and charcoal).
	<i>Poster</i>		
	<i>Q & A Chart</i>		
	<i>Teacher's Manual</i>		
	2 <i>Measurement</i>		The need of performing measurements is conveyed, and its importance in science and technology is addressed. Children learn how to measure time, length, volume and weight.
	<i>Poster</i>		
	<i>Q & A Chart</i>		
	<i>Teacher's Manual</i>		
	3 <i>Waste and Waste Disposal</i>		Recycling of metals and recycling of water are studied with two simple experimental set ups.
	<i>Poster</i>		
	<i>Q & A Chart</i>		
	<i>Teacher's Manual</i>		
	4 <i>The Human Body I:</i>		The circulatory system, digestive system, teeth and the food pyramid are addressed in this module, which consists of experiments and posters.
	<i>Circulatory System, Feeding System, Food Pyramid</i>		
	<i>Poster</i>		
	<i>Q & A Chart</i>		
	5 <i>Air and Atmospheric Pressure</i>		Using specially designed equipment, this module illustrates atmospheric pressure and partial vacuum through observation and discovery. The experiments include: Using a vacuum pump students study the effect of reduced pressure, atmospheric pressure, air pressure, air acting in all directions and air compressibility.
	<i>Poster</i>		
	<i>Q & A Chart</i>		
	<i>Teacher's Manual</i>		

	KIT NAME	CAT No.	DESCRIPTION & CONTENTS
	6 <i>Rocks and Minerals</i>		The four layers of the Earth are discussed and by means of a series of experiments students learn how to classify stones using colour, hardness and acid tests.
	<i>Poster</i>		
	<i>Q & A Chart</i>		
	<i>Teacher's Manual</i>		
	7 <i>Effect of Drugs Abuse</i>		The harmful effect of drug abuse is simulated using a special spectacles and a poster.
	<i>Poster</i>		
	<i>Q & A Chart</i>		
	<i>Teacher's Manual</i>		
	8 <i>Colours</i>		By fast turning a wheel with colours we show that white light is actually composed of a rainbow of colours. Primary and secondary colours are explored.
	<i>Poster</i>		
	<i>Q & A Chart</i>		
	<i>Teacher's Manual</i>		
	9 <i>Forces</i>		The concept of force is studied using a series of experiments in which friction under various conditions is explored.
	<i>Poster</i>		
	<i>Q & A Chart</i>		
	<i>Teacher's Manual</i>		
	10 <i>Magnets , Magnetism and Electromagnets</i>		This module covers basic principles of magnetism, electromagnetism and its practical applications. The experiments include: magnetic and non-magnetic substances, attraction and repulsion, magnet strength, magnetizing, and recycling using magnets.
	<i>Poster</i>		
	<i>Q & A Chart</i>		
	<i>Teacher's Manual</i>		

		KIT NAME	CAT No.	DESCRIPTION & CONTENTS
	11	Simple Machines		Children explore, learn and identify the various uses of simple machines. These machines make pulling or pushing work easier. There are six categories of simple machines: Lever, inclined plane, wheel and axle, screw and wedge pulley.
		<i>Poster</i>		
		<i>Q & A Chart</i>		
		<i>Teacher's Manual</i>		
	12	Pulleys		Using pulleys students can learn how to perform work easier. Lift heavy objects with a small force and alike.
		<i>Poster</i>		
		<i>Q & A Chart</i>		
		<i>Teacher's Manual</i>		
	13	Our Earth and Sky and Solar System		By means of this kit students can learn about the orbits of our sun and moon, the moon phases and understand the difference between solar and lunar eclipses.
		<i>Poster</i>		
		<i>Q & A Chart</i>		
		<i>Teacher's Manual</i>		
	14	Soil		Children practise and explore the constituents of different soils in their neighbourhood. They become acquainted with techniques of separating soils into gravel, sand, silt and clay, and study some of their properties.
		<i>Poster</i>		
		<i>Q & A Chart</i>		
		<i>Teacher's Manual</i>		
	15	Exploring Properties of Water		Children learn about the water cycle, evaporation, condensation, precipitation, water reservoirs, etc. Children perform several interesting experiments researching some of the most important properties of water, such as surface tension and capillarity action, which is the way plants and trees transport water from roots to leaves.
		<i>Poster</i>		
		<i>Q & A Chart</i>		
		<i>Teacher's Manual</i>		

		KIT NAME	CAT No.	DESCRIPTION & CONTENTS
	16	Concept of Technology + I.C.T		The technology of production, step by step, of a pencil is explored. ICT gadgets are studied using a poster and a Q & A chart.
		<i>Poster on technology of pencil</i>		
		<i>Poster on I.C.T gadgets</i>		
		<i>Q & A Chart</i>		
		<i>Teacher's Manual</i>		
	17	The Senses		This fascinating module entails discovery and investigation of all five senses, utilizing simple yet effective experiments. Topics covered include: Senses in the animal kingdom, camouflage, senses and sensors, and senses as a means of communication.
		<i>Poster</i>		
		<i>Q & A Chart</i>		
		<i>Teacher's Manual</i>		
	18	The Human Body II: Breathing System		The respiratory system, skeletal structure and main body organs are studied using an experiment and posters.
		<i>Skeleton, Main Organs of Human Body</i>		
		<i>Poster</i>		
		<i>Q & A Chart</i>		
		<i>Teacher's Manual</i>		
	19	Growing Better Crops		Seeds are provided and students can explore different conditions to grow those plants. Students can also follow the process of germination using different soils.
		<i>Poster</i>		
		<i>Q & A Chart</i>		
		<i>Teacher's Manual</i>		
	20	Acids, Bases and Soap		Acids and Bases by means of a series of experiments using vinegar, washing powder and indicator, students learn to identify acids and bases and methods how to neutralize them
		<i>Poster</i>		
		<i>Q & A Chart</i>		
		<i>Teacher's Manual</i>		

	KIT NAME	CAT No.	DESCRIPTION & CONTENTS
	21 <i>Heat and Temperature</i>		Using this kit students will learn about heat and temperature and the difference between them. The student will learn about sources of heat, how to measure temperature accurately with the help of a thermometer in Celsius and Fahrenheit scales. In addition, students will learn about heat conduction and what materials are heat conductors and what are heat insulators.
	<i>Poster</i>		
	<i>Q & A Chart</i>		
	<i>Teacher's Manual</i>		
	22 <i>Basic Electricity</i>		This fascinating and easy to use board enables experimenting with and studying electric circuits and basic principles of electricity. The student can change the order of the elements within seconds, learn the way bulbs are arranged at home and, and sort different materials into electricity conductors and non-conductors.
	<i>Poster</i>		
	<i>Q & A Chart</i>		
	<i>Teacher's Manual</i>		
	23 <i>Forms of Energy</i>		Forms of energy in our world are outlined and the concept of energy conversion is studied in a set of experiments accompanied by posters.
	<i>Poster</i>		
	<i>Q & A Chart</i>		
	<i>Teacher's Manual</i>		
	24 <i>Microscope</i>		Children practise using a microscope and learn about its major components and how objects can be magnified
	<i>Poster</i>		
	<i>Q & A Chart</i>		
	<i>Teacher's Manual</i>		
	25 <i>Q & A board</i>		A battery operated, electronic assessment board, which enables the student or the teacher to test the understanding of a subject taught in a lesson instantaneously.
<i>Each of the subjects includes Q&A charts.</i>			